

## Look up When Planting

When deciding where to plant trees or shrubs, look up first. Do not plant anything directly under power lines. Before planting a tree, consider the mature height of that tree.

Please keep shrubs at least three feet away from the sides and back of padmount transformers. The transformer's access door should remain completely unobstructed, so crews can quickly access the transformer and avoid delaying any work needed on the transformer.

Follow the planting guidelines indicated below when planting new trees or shrubs. This will allow trees to be aesthetically pleasing while helping to reduce the need for future trimming.


## Safety First

### Protecting lives and property

Since trees and brush contain water, they can conduct electricity. If those trees or brush touch high voltage wires, they are subject to voltages of up to 7,200 volts. If the tree conducted even a fraction of that energy, it could be fatal to someone touching that tree or to a child who was climbing it. A spark from trees or brush touching power lines can cause fires—especially during dry weather. Members should stay clear of downed power lines.

### Diggers Hotline

Call Diggers Hotline at 800-242-8511 before starting any digging or landscaping project or visit the website at [www.diggershotline.com](http://www.diggershotline.com).



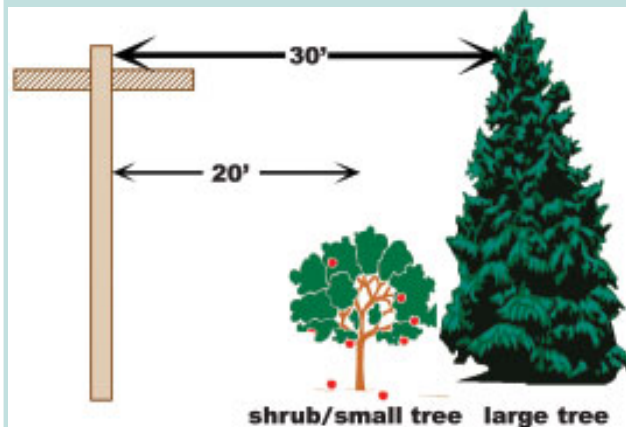
A Touchstone Energy® Cooperative 

## Barron Electric's Right-of-Way Clearing (ROW) Program



## Guide for Planting Near Overhead Lines

Suggested varieties suited to the local climate:



shrub/small tree large tree

### Shrubs (4'-10')

Arrowwood  
Azalea  
Burning Bush  
Bush Honeysuckle  
Caragana  
Cotoneaster  
Cranberry Bush  
Currant  
Dogwoods  
Hydrangea  
Juneberry  
Lilac  
Ninebark  
Potentillas

### Small/Slow Growing

Trees (10'-15')  
Canada Cherry  
Eastern Red Cedar  
Flowering Crabapple  
Flowering Dogwood  
Hawthorn  
Ironwood  
Mountain Ash  
Nanking Cherry  
Russian Olive

### Large Trees (20'-30')

Amur Maple  
Blue or White Spruce

Barron Electric Cooperative  
1434 State Highway 25 North  
P.O. Box 40  
Barron, WI 54812  
Or call:  
Barron: 715•537•3171  
Or toll-free 800•322•1008  
[www.barronelectric.com](http://www.barronelectric.com)

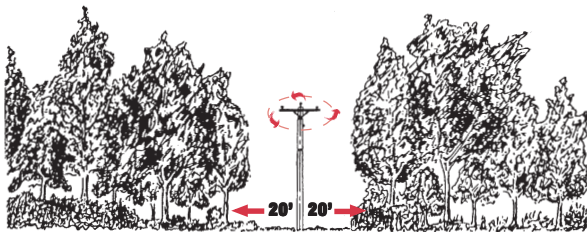
## Keeping the Lines Clear

### Providing reliable service

Since trees and tree limbs are the most frequent causes of power outages for your cooperative, trees adjacent to Barron Electric's right-of-ways must be kept pruned. This helps the cooperative provide a safe and reliable supply of electricity to more than 17,000 members.

The Right-of-Way (ROW) Clearing Program is designed to reduce contact between trees and power lines as much as possible. Tree limbs touching lines can sometimes cause outages or momentary power fluctuations, affecting sensitive electronic devices such as clocks, VCRs or personal computers.

In 2005, 75% of outages were caused by storms. During storms, trees often fall across lines causing outages by breaking lines or short-circuiting them. Line crews need adequate access to lines to make repairs quickly and safely.



*A minimum of 10 feet of clearance is required around the top wire and 20 feet at the ground line on EACH SIDE of the pole. Also, the removal of danger trees and leaning trees will be considered.*

## Barron Electric's ROW Program



Barron Electric maintains over 2,000 miles of overhead line. Clearing of rural power lines is one of the cooperative's largest expense, averaging \$450,000 annually. Contractors are hired to clear trees and brush in sixty-one townships on a rotational schedule of every 5 years for Barron County and every 6 years in Washburn County.

Only primary lines, which supply power to the transformer that serves a home, cabin, or business, are cleared up to the transformer. The year following right-of-way clearing in a township, Barron Electric linecrews patrol secondary lines carrying power from the transformer to a home and trim trees or branches if needed.

### Notifying Members of ROW Clearing Program

Members in townships to be cleared receive an orange postcard explaining the program and advising them to return the card if there is a concern. The card indicates that during the next several months, contractors working for BEC will be clearing right-of-way in the members' area. This may include mechanical chopping, hand-cutting and side-trimming. No chemicals are used. Property owners, in most townships, receive a notification of ROW clearing in their property tax statement, as well. The contractor leaves a door hanger within 3 days of clearing the property and advertisements are published in local newspapers.

Annually, a Member-Advisory Rights-of-Way Committee meets to review the ROW Program and provide feedback. Minutes are included in the annual report.

### How Can Members Help?

Members' cooperation with the right-of-way program results in reduced ROW maintenance costs, fewer power outages, faster repairs during outages, and more reliable service. The cooperative encourages members to remove abandoned fences, thereby reducing the additional costs associated with hand-clearing.

***We need all members' cooperation to keep a minimum of 20 feet cleared on either side of the overhead power lines.***